

The Fabulous Fox Theatre
2016-2017
SEASON

FOX
SCOUTS



PRESENTS:
A Girl Scout Activity Book



Patch Overview

Your troop is about to embark on a fabulous adventure to earn their Fabulous Fox Theatre Patch! We are proud to bring the best that Broadway has to offer to your troop. We have put together the following activity packet that your troop can complete in order to earn their Fabulous Fox Theatre Patch.

Rehearsal – Before the Show Activities

***Complete the following activities before the performance.**

Before your troop attends their performance at the Fox, please complete the before the show activities. Consider printing out this packet for each troop member. Review the following pages with your troop:

- Get to Know The Fabulous Fox
- Fabulous Fox History
- Fabulous Fox Features

***Complete one of these activities:**

- Star of the Show: Design a Program
- Audience Etiquette: Acting It Out!

Show Time – During Your Visit Activities

***Complete as many of these activities as possible in your seats at the Fabulous Fox performance.**

Consider bringing pencils for each troop member. Once your troop is seated, start going over the following activity:

- Words to Know At the Theatre

If time allows, there are different activity for them to complete:

- Fun & Games

Encore – After the Show Activities

***Complete one set of discussion questions, based on the age of your troop, then complete one of the following activities.**

- Artistic Review: Draw Your Favorite Experience
- So What Did You Think?

REHEARSAL:

BEFORE THE SHOW ACTIVITIES

- **Fox Theatre History**



Original Broadway Cast of FINDING NEVERLAND. Laura Michelle Kelly. Photo by Carol Rosegg.

- **Design a Program**

- **Audience Etiquette**

GET TO KNOW THE FABULOUS FOX!



About The Fabulous Fox

The Fabulous Fox Theatre opened on January 31, 1929 as one of the crown jewels in William Fox's motion picture empire. After dazzling and delighting millions of people for nearly 50 years with films, stage shows, and world premieres, the theatre closed in 1978. In 1981 the Fox was privately purchased by Fox Associates and the team worked together to restore the theatre, bringing the splendor of the Fox back to life. The Fox reopened its doors with the musical "Barnum" on September 7, 1982. Since 1982, more than 15 million people have passed through the brass doors of the Fox to see Broadway shows, top pop, rock and comedy concert acts, country superstars, and classic movies. The Fabulous Fox continues to provide St. Louis audiences with the best of everything and something for everyone.



FABULOUS FOX HISTORY

1927

William Fox, who founded the movie production company that carried his name, begins construction on the Fox Theatre in St. Louis.

1929

The Fabulous Fox Theatre opens in January with a showing of the film "Street Angel".

1930

Over the years, the Fox, combining stage and screen shows, is a showcase for movie premieres, great stage attractions, special events and many of the famous personalities of show business.

1978

The Fox Theatre closes, ending the movie palace era at the Fox. Not quite fifty years old, the Fox seems doomed.

1981

Banding together as Fox Associates, Leon Strauss, Robert Baudendistel, Dennis McDaniel and Harvey Harris purchase the movie palace from the Arthur family. With Mary Strauss as director of restoration, Fox Associates begins a one year, \$2 million restoration program.

1982

The Fox Theatre reopens its doors in September as a performing arts center. The capacity crowd of 4,500 people gives the newly renovated theatre a standing ovation.

1983

The importance of the restoration of this great movie palace is recognized nationally with a 1983 National Trust Honor Award.

1994

The Fox completes a \$2 million stage expansion, giving it state-of-the-art capabilities for the massive touring Broadway musicals by increasing the depth to an impressive 50 feet.

2000

The lobby of the theatre undergoes an extensive renovation that includes the restoration of the exquisite mural on the lobby ceiling.

2008

A new vertical blade sign is added to the front of the building, replicating the original Fox sign from 1929. Peacock Alley, originally an art gallery featuring the collections of Eve Leo, opens to patrons allowing them to immerse themselves in an incredible exhibit celebrating the shows and stars that have appeared at the Fox since 1982.

2013

The Fox restores the auditorium ceiling, cleaning, painting and repairing fabric.

FABULOUS FOX FEATURES




The Fabulous Fox chandelier is made up of 2,264 pieces of jeweled glass and weighs 5,280 pounds!

There are 6,516 jewels glittering in the Fabulous Fox ceiling!



The Fabulous Fox auditorium can hold 4,500 people!

All of the elephants featured in the Fabulous Fox carpet face the stage!



The Fabulous Fox was designed in the Siamese Byzantine style, including Moorish and Indian decorations.

The Fabulous Fox stage is over 55 feet long!



STAR OF THE SHOW: Design a Program



Be the star of your own show! Everyone that walks into The Fabulous Fox for a Broadway show receives a program that outlines the story, characters, and information about the Fox. Now this is your time to shine!

For the following activity , create your own Broadway program about your life.

LEADERS: Print off the program template at the end of the packet for each troop member. Outline the meaning of title , story, setting, starring and characters. Once each troop member is finished, fold the pages to create a booklet.

FRONT PAGE

Title - The name of your Broadway show. Place the name of your show under "Presenting. "

Artwork - In the big empty box, draw a picture of yourself.

INSIDE COVER

The Story - A message that tells the particulars of an act or occurrence or course of events. Write 1 or 2 sentence describing the story of your life.

The Setting - The environment in which a story or event takes place. Tell where the story of your life takes place.

Musical Numbers - List the songs in the musical of your life. Think of memories that would be interesting for the audience to learn about in your show.

INSIDE BACK COVER

The Characters - A person in the story. In the smaller boxes, draw a picture of the characters that play a role in your life. In the larger boxes, describe the part each character plays in your life.

AUDIENCE ETIQUETTE: ACTING IT OUT!



1. Ask members of the troop to describe a situation or place where they were a member of an audience. For example: attending the theatre, watching television at home, going to the movies, watching a baseball game, visiting the symphony, listening to a presentation at school.
2. Discuss the appropriate audience behavior for the settings mentioned by the troop. For example, how would audience behavior at a golf tournament be different from a baseball game? How would the audience behave at a rock concert compared to an audience at the symphony?
3. Select a member of the troop to act as performers in a situation where they would have an audience. For example, they can pretend to give a speech or play an instrument. Allow the member of the troop to perform while the other members act as an audience.
4. After each performance, review where the troop members are pretending to be and practice evaluating the appropriate audience behavior for each location. It is important to note that some behaviors are acceptable in one setting and inappropriate in another. The performers can evaluate if they felt the audience's behavior was appropriate for their performance.


SHOW TIME:

DURING THE SHOW ACTIVITIES

•Words to Know



An American In Paris Original Broadway Cast. Photo: Matthew Murphy



Heidi Gray as Annie and Macy as Sandy. Photo: Joan Marcus.



WORDS TO KNOW AT THE THEATRE



Listed below are some important words that will help you recognize things you will see and hear at the Fabulous Fox Theatre!

Cast: The people selected to play roles in the show. Look in your program for a list of the cast for this show!

Curtain Call: At the end of the show, the performers will come out for a final bow so that the audience can applaud and thank them for their work.

Director: The director oversees and orchestrates the mounting of a theatre production. Look in your program to learn who directed this show!

Ensemble: A group of musicians, actors, or dancers who perform together. How many people are in the ensemble in this show?

House: The area in a theatre where the audience sits. Where are you sitting in the Fabulous Fox Theatre?

Intermission: A short break about halfway through the performance. Look in your program to discover how long intermission will last in this performance.

Lighting: Lighting helps the audience see the action on stage and plays an important part in setting the mood for each scene. Do you see any stage lights around the Fox?


Program: The program gives you information about the cast and crew of a show and describes what you are going to see. Check out the 'Musical Numbers' page to see a list of all of the amazing songs you will hear during the show!

Proscenium: The part of a theater stage in front of the curtain. What animals do you see in the Fabulous Fox proscenium?

Scenes: The division of acts in the show. How many scenes are in this show?

Set: This is the physical setting of the show. The set shows the audience where and when the musical will take place. Based on the set for this musical, where do you think this show takes place?

Tic-Tac-Showtime



Be the Star!

Draw yourself on the
Fox stage!



FABULOUS FOX Word Search

FOX
PROPS
PLAY
THEATRE
CURTAIN
ACTOR
PROGRAM
SING
DANCE
FABULOUS
BACKSTAGE
MUSICAL

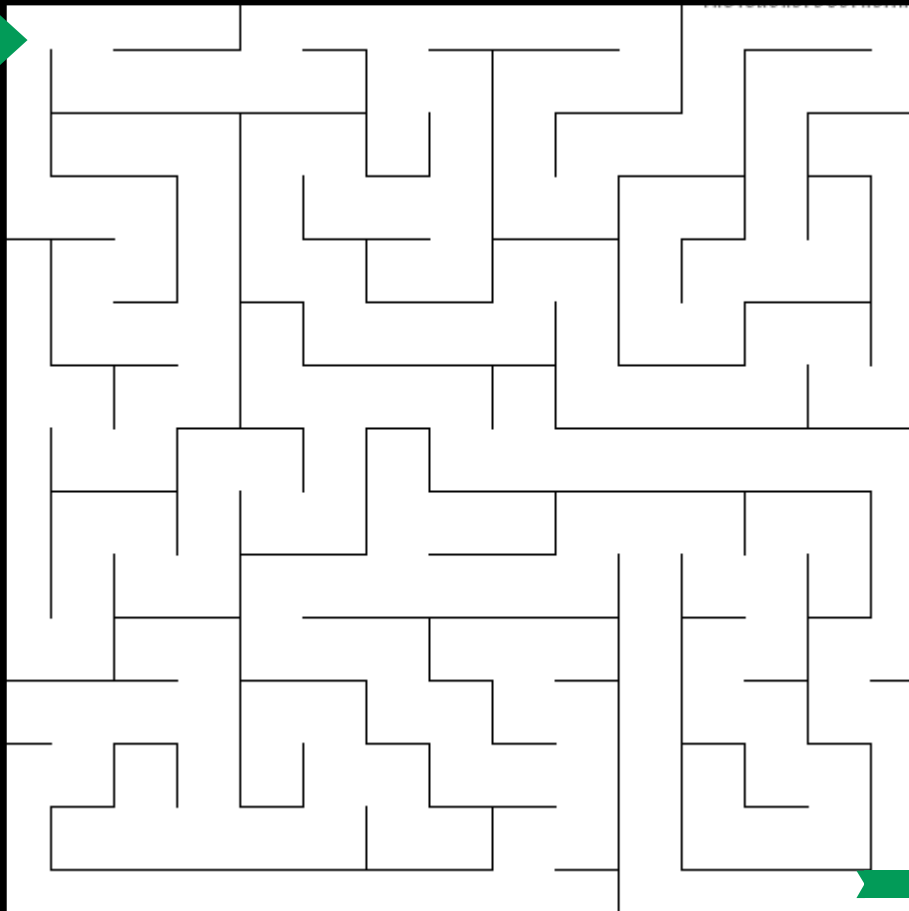
A	C	T	O	R	P	M	U	P	Z	V	L	Y	X	A
K	P	X	F	X	A	O	X	K	L	P	A	L	K	B
E	T	B	X	M	K	A	O	Q	U	A	R	C	K	A
E	X	M	S	H	A	P	D	E	C	T	Y	O	K	C
T	X	Q	Y	A	B	P	A	Y	L	E	M	W	P	K
P	B	E	F	G	E	X	Y	K	I	Q	U	P	Z	S
S	Y	D	S	H	J	D	C	J	S	F	S	R	C	T
U	T	G	H	Q	F	O	X	X	I	A	I	O	T	A
W	Y	H	H	X	W	I	B	E	V	B	C	G	H	G
E	S	C	U	R	T	A	I	N	L	U	A	R	E	E
X	S	D	A	N	C	E	M	C	O	L	L	A	A	E
Y	R	H	J	Q	B	R	T	K	D	O	N	M	T	S
B	U	G	N	W	V	S	W	R	C	U	C	B	R	I
A	Q	K	L	R	W	X	F	N	L	S	H	Z	E	N
D	O	X	N	S	V	X	M	J	R	X	L	T	P	G

Fabulous Fox
**PLAY
TIME**

**FUN &
GAMES**

The Show Must Go On!

Can you help Fancy through the maze to get to the Fabulous Fox in time for tonight's show?



ENCORE:

AFTER THE SHOW ACTIVITIES

- **Discussion Questions**

- **Draw Your Experience**

- **Show Review**



DISCUSSION QUESTIONS

For Ages 5-12

Following your attendance at the performance, you can step back and reflect on the questions below. You may choose to have troop members answer individually or you may divide the girls into groups for round-table discussions.

1. What was your favorite thing about your trip to the Fabulous Fox?
2. Describe the Fabulous Fox. What did the theatre look like?
3. What can you do to be a good audience member?
4. How was this experience different than going to see a movie?
5. Was it easy to hear what was going on throughout the show?
6. Who was your favorite character in the show? Why?
7. Was this a serious or funny show? Explain your answer.
8. What was your favorite part of the show? Was it the dancing, singing or acting?
9. Would you go back to the theatre again? Why or why not?
10. Did you like the show? Why or why not?



DISCUSSION QUESTIONS

For Ages 5-12

Following your attendance at the performance, you can step back and reflect on the questions below. You may choose to have troop members answer individually or you may divide the girls into groups for round-table discussions.

1. What was your favorite thing about your trip to the Fabulous Fox?
2. Describe the Fabulous Fox. What did the theatre look like?
3. What can you do to be a good audience member?
4. How was this experience different than going to see a movie?
5. Was it easy to hear what was going on throughout the show?
6. Who was your favorite character in the show? Why?
7. Was this a serious or funny show? Explain your answer.
8. What was your favorite part of the show? Was it the dancing, singing or acting?
9. Would you go back to the theatre again? Why or why not?
10. Did you like the show? Why or why not?



Artistic Review:

Draw Your Favorite Experience



After the performance, take a moment and reflect on your favorite experience during your visit at The Fabulous Fox.

On a blank sheet of paper, draw/color your favorite experience whether it was a feature of the Fabulous Fox building (the elephant over the stage or the lions in the lobby) or a part of the performance on stage (favorite character or scene).

When everyone is finished take turns explaining your artistic reviews.



SO WHAT DID YOU THINK?

At almost every art performance, there are audience members present where their job is to write a critical evaluation of the performance for a news publication. These people are called reviewers or critics. After the seeing the performance at the Fabulous Fox Theatre, what did you think of it? Write a short review of the performance you saw. When you begin writing, here are a few guidelines to keep in mind:

Review Guidelines:

- The review should be relatively short with opinions delivered in a clear, concise manner.
- The factual material must be correct. Check all facts pertaining to the writer and the literature.
- The review should be firm and assertive, not wishy-washy. A reviewer must have a strong opinion.
- The reviewer is entitled to whatever opinion he or she has of the work be it positive or negative, but the opinion must be substantiated with details and examples.
- The reviewer should establish a voice, tone, and personal style that make the review interesting.

This example is taken from the book *Raymond Carver in the Classroom: "A Small, Good Thing"* (Rubenstein. NCTE, 2005): p. 98.

INTRODUCTION	BODY	CONCLUSION
<p>The first paragraph of your review should include bibliographic information about the musical:</p> <ul style="list-style-type: none"> • Title of the production • Name(s) of important creative team members • Name of location the musical is playing at • Run dates of the musical 	<p>The body paragraphs should include:</p> <ul style="list-style-type: none"> • A brief synopsis of the musical • Details on characters, setting, and plot, etc. • Solid material that supports your opinion of the musical • Discuss or list what you liked about the musical and why • Discuss or list what you didn't like & why <p>The body paragraphs may also include</p> <p>Compare and contrast to other musicals</p> <p>Other audience reactions that you witnessed before/during/after the performance</p>	<p>The conclusion paragraph to your review should:</p> <ul style="list-style-type: none"> • Restate the main points you made in the body paragraph • Leave the reader with a clear and memorable impression of the work reviewed



THEATRE RESOURCES

Did you love your experience at the Fabulous Fox? Do you want to learn more about theatre and musicals? Here are some great resources that share the magic of musical theatre!

Visit **Playbill.com** or **Broadway.com** for all of the latest news in the theatre industry! Read interviews with cast members and discover the newest shows on Broadway.

Musicals101.com offers fantastic resources for students interested in learning about the history of musical theatre, including an explanation of how a Broadway show comes to life and a list of all major musical theatre productions.

The PBS Series **Broadway: The American Musical** tells the story of the 100-year history of musical theater and its relationship to 20th-century American life. The six-part series begins with the rise of a popular new form of entertainment, and ends with today's Broadway.

Broadway: The American Musical by Laurence Maslon is a companion book to the PBS documentary series. This book is considered the most illustrated history of Broadway musicals.


The **New York Times** theatre section offers a fascinating behind the scenes look at different theatre productions and includes reviews with a thoughtful analysis of the shows playing on Broadway.



PROGRAM



THE FABULOUS FOX THEATRE PRESENTS



THE STORY:

THE SETTING:

MUSICAL NUMBERS:

ACT ONE

ACT TWO

THE CHARACTERS
